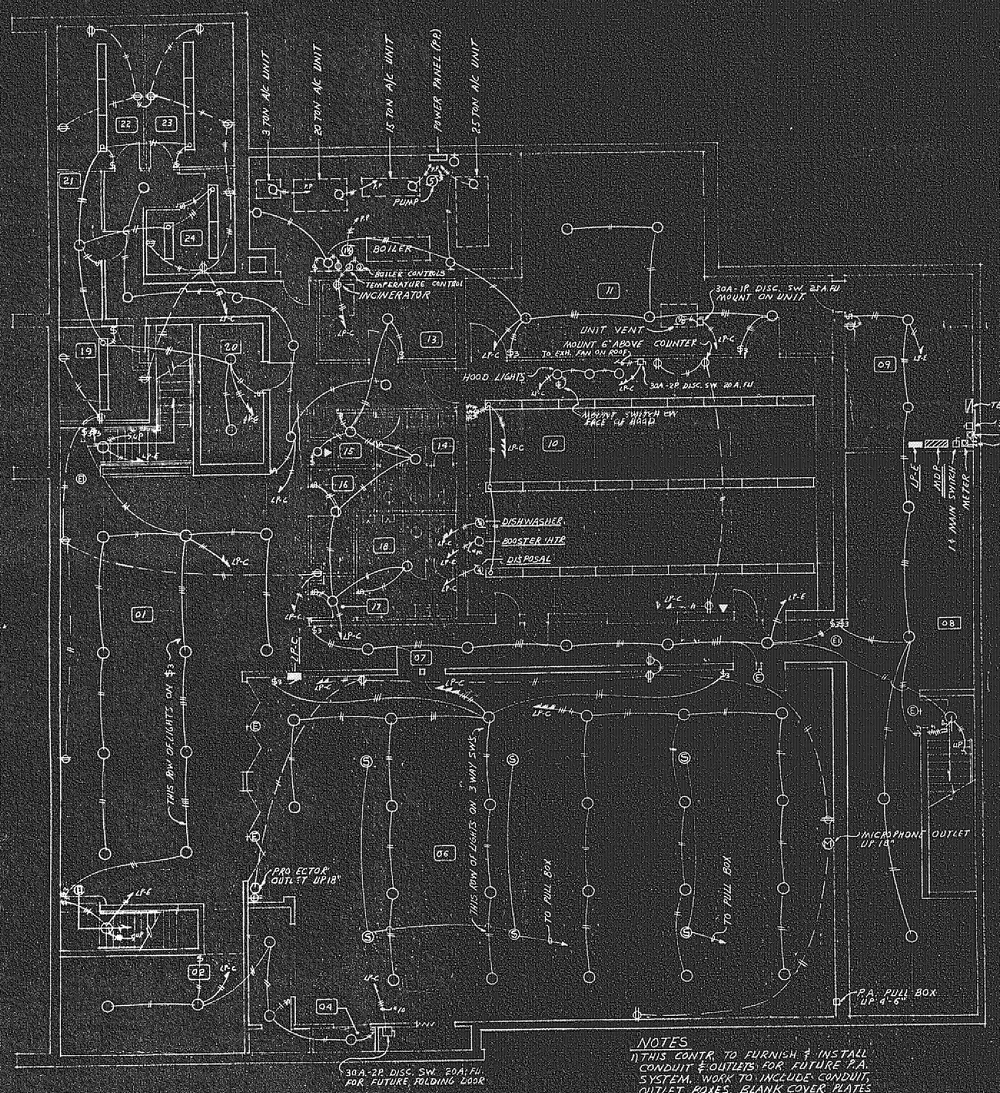

NOTES

1) THIS CONTR. TO FURNISH & INSTALL CONDUIT & OUTLETS FOR FUTURE P.A. SYSTEM. WORK TO INCLUDE CONDUIT, OUTLET BOXES, BLANK COVER PLATES ON BOXES, AND PULL WIRES IN CONDUIT. P.A. EQUIPT NOT TO BE INCLUDED IN BID.

2) ALL EXIT LIGHTS ON THIS FLOOR TO BE ON ONE CIRCUIT TO LP-E

GROUND FLOOR ELECTRICAL PLAN

SCALE; 1/8" = 1'-0"

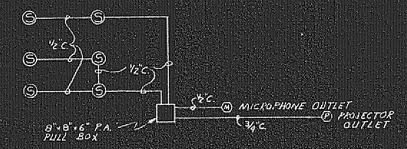

RM #06 P.A. CONDUIT DIAGRAM

NO SCALE

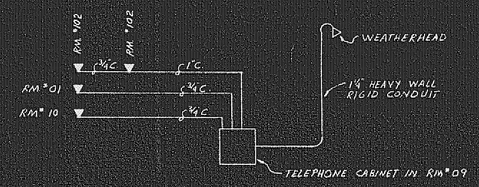

TELEPHONE CONDUIT DIAGRAM

NO SCALE

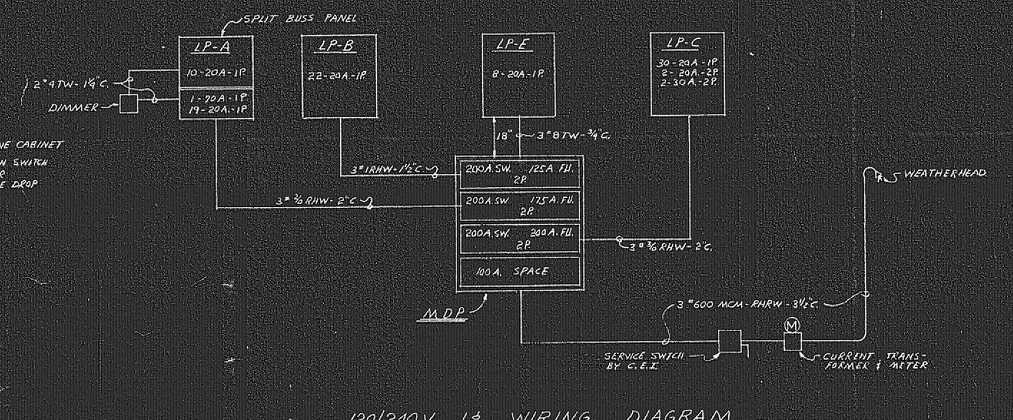

120/240 V. 1ϕ WIRING DIAGRAM

NO SCALE

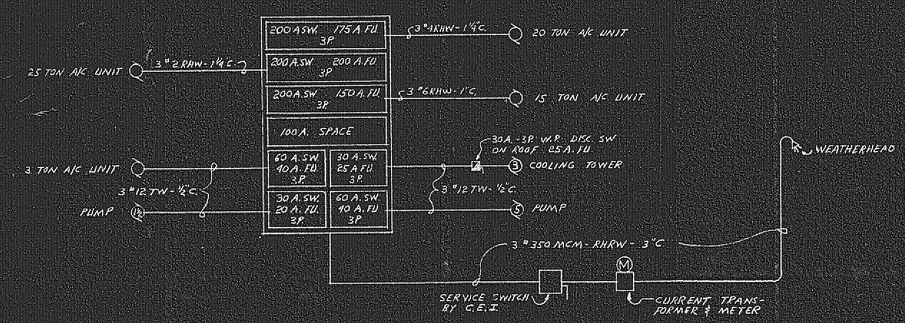

240 V. 3ϕ WIRING DIAGRAM

NO SCALE

STATE OF OHIO
RUDOLPH J. ORGLER
1662
REGISTERED ARCHITECT

JOB NO.	DRAWN BY	CHECKED BY	DATE	REVISED	SHEET
8574-A	W.A.L.	W.A.L.	11-7-60	11-11-60	E-1